
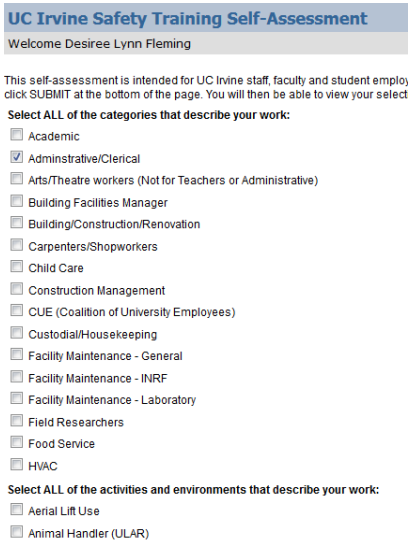
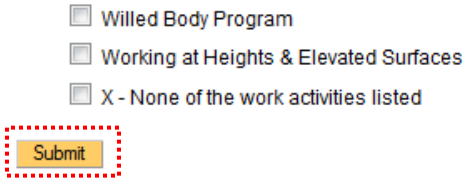



Campus Learner: Take the Safety Training Self Assessment, and Resulting Assigned Training

Take the Safety Training Self Assessment (STSA)

<p>1</p>	<p>Visit the following link: http://uclc.uci.edu/ and click Login</p>	
<p>2</p>	<p>Click the yellow Safety Training Self Assessment tile located on the home page.</p>	
<p>3</p>	<p>Select, or de-select if re-taking the STSA, the appropriate boxes that describe your work.</p>	 <p>UC Irvine Safety Training Self-Assessment Welcome Desiree Lynn Fleming</p> <p>This self-assessment is intended for UC Irvine staff, faculty and student employ click SUBMIT at the bottom of the page. You will then be able to view your select</p> <p>Select ALL of the categories that describe your work:</p> <ul style="list-style-type: none"> <input type="checkbox"/> Academic <input checked="" type="checkbox"/> Administrative/Clerical <input type="checkbox"/> Arts/Theatre workers (Not for Teachers or Administrative) <input type="checkbox"/> Building Facilities Manager <input type="checkbox"/> Building/Construction/Renovation <input type="checkbox"/> Carpenters/Shopworkers <input type="checkbox"/> Child Care <input type="checkbox"/> Construction Management <input type="checkbox"/> CUE (Coalition of University Employees) <input type="checkbox"/> Custodial/Housekeeping <input type="checkbox"/> Facility Maintenance - General <input type="checkbox"/> Facility Maintenance - INRF <input type="checkbox"/> Facility Maintenance - Laboratory <input type="checkbox"/> Field Researchers <input type="checkbox"/> Food Service <input type="checkbox"/> HVAC <p>Select ALL of the activities and environments that describe your work:</p> <ul style="list-style-type: none"> <input type="checkbox"/> Aerial Lift Use <input type="checkbox"/> Animal Handler (ULAR)
<p>4</p>	<p>Select the Submit button when complete.</p>	 <p><input type="radio"/> Willed Body Program</p> <p><input type="radio"/> Working at Heights & Elevated Surfaces</p> <p><input checked="" type="radio"/> X - None of the work activities listed</p> <p>Submit</p>

Campus Learner: Take the Safety Training Self Assessment, and Resulting Assigned Training

Find and Complete the Resulting Assigned Trainings

1	Visit the following link: http://uclc.uci.edu/ and click Login	
2	To register for and start an assigned eCourse: Click Assigned Training located on the home page.	 The image shows a screenshot of the UCLC Irvine Health home page. On the left is a dark sidebar with a search bar and a list of messages. The main content area features a grid of colorful buttons: 'Assigned Training' (red with a white exclamation mark), 'Current Registrations' (orange with a white calendar icon), 'Cancel' (teal with a white 'X'), 'Self-assessed Training' (grey with a white checkmark), 'Transcripts' (blue with a white document icon), 'In Progress eCourses and Documents' (light blue with a white document icon), 'Catalog' (purple with a white book icon), 'FAQ / Help' (pink with a white question mark), 'Safety Training Self Assessment' (orange with a white plus sign), 'Completed' (green with a white checkmark), 'eBooks and Videos' (green with a white play button icon), and 'Help / Email' (purple with a white envelope icon). The 'Assigned Training' button is highlighted with a red dashed border.
3	For further assistance, see “How to Register for an eCourse, including Assigned Training.”	